

# Emma by AXA User Guide

## Login & Registration

## **Do you have an Emma by AXA account?**

Please click the applicable button

**Yes, I want to Login**

**No, I want to Register**

# Do you have any AXA policies?

Please click the applicable button

**I am the Policy Holder of an AXA  
Life / Health / Savings &  
Investment Policy**

**I am the Insured of an AXA  
Life / Health Policy**

**I am an AXA  
Employee Benefits Member**

**I am the Policy Holder of an AXA  
Personal Accident / Car / Travel /  
Home / Helper Policy**

Also applicable to Policy Holder of other General Insurance Policy underwritten by AXA (e.g. Klook Travel Care/ Car Rental Protection; Trip.com Travel Smart; HK Express Travel Insurance etc.)

**No, I do not have any AXA policies**

[Back to Main Menu](#)





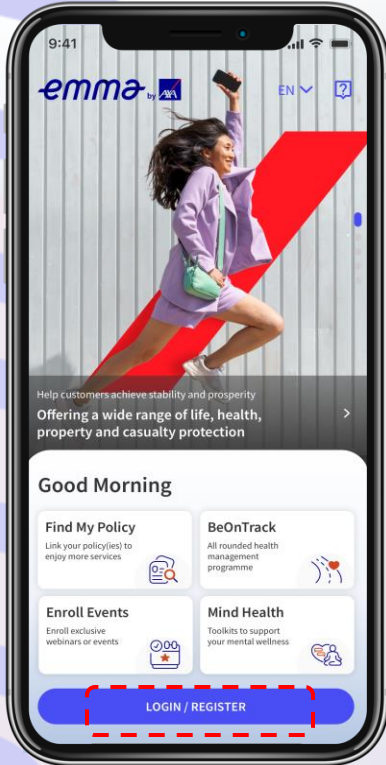
Hi, Policy Holder of Life / Health / Savings & Investment Policies.  
Let me guide you through the registration procedure.

[Back to Menu](#)



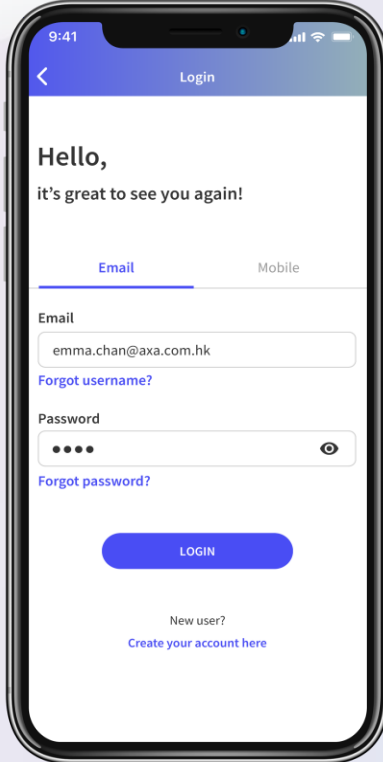
1

Open the *EMMA* by AXA app, then tap **"REGISTER"**



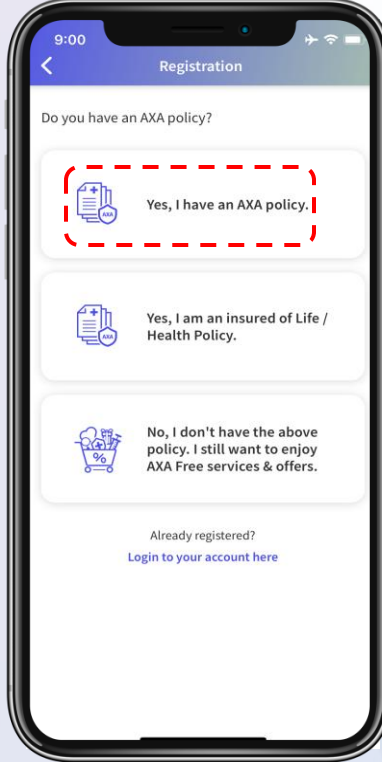
2

Select **"Create your account here."**



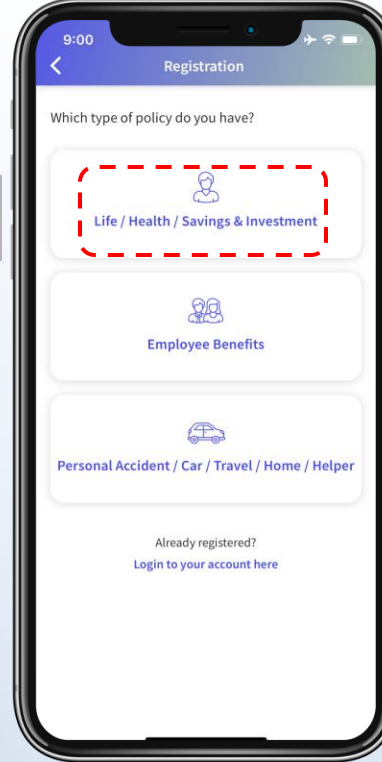
3

Select **"Yes, I have an AXA policy."**



4

Select **"Life / Health / Savings & Investment"**



5

Select the ID type used in policy application

- Hong Kong ID card
- China ID card
- Macau ID card or Passport



6

Fill in the ID/passport number and Date of Birth, then tap **"NEXT"**

Please provide the following information:

HKID No. (7-8 digits/alphabets)

Enter HKID

Your Date of birth

YYYY / MM / DD

☐ I'm not a robot

Please provide the following information:

Your China ID no. (15-18 digits)

Enter China ID

Your Date of birth

YYYY / MM / DD

☐ I'm not a robot

Please provide the following information:

Your Macau ID / Passport no.

Enter passport number / Macau ID

Your Date of birth

YYYY / MM / DD

☐ I'm not a robot

**NEXT**

**Back to Menu**



7

Review the information provided,  
then tap "NEXT"

8

Select the preferred username  
(Email or Mobile), then tap "OK"

9

1. Set a password
2. Agree the "Terms and Conditions" and "PICS"
3. Tap "CREATE MY ACCOUNT"

10

Account successfully created  
Look for the **confirmation email/SMS**  
according to the chosen username

11

Tap on the link on the **confirmation email/SMS** to activate your account  
You can now login to Emma by AXA

[Back to Menu](#)



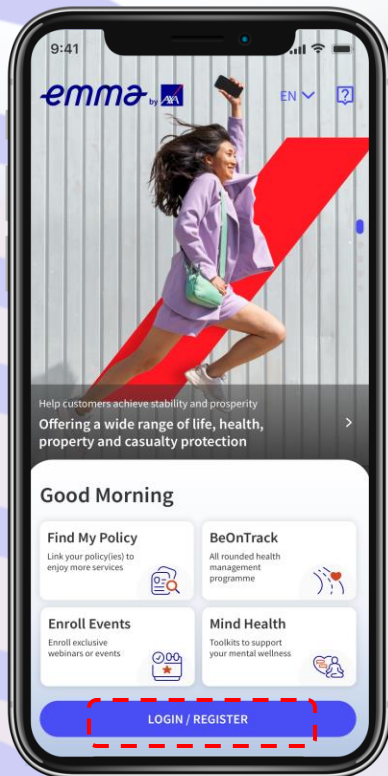

Hi, Insured of Life / Health Policies.  
Let me guide you through the registration procedure.

[Back to Menu](#)



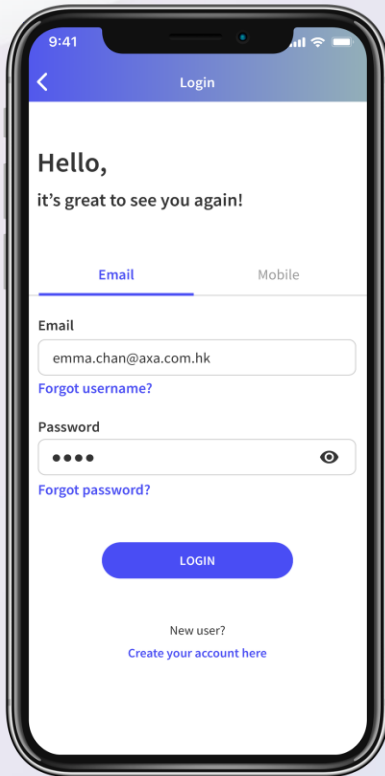
1

Open the *EMMA* by AXA app, then tap "REGISTER"



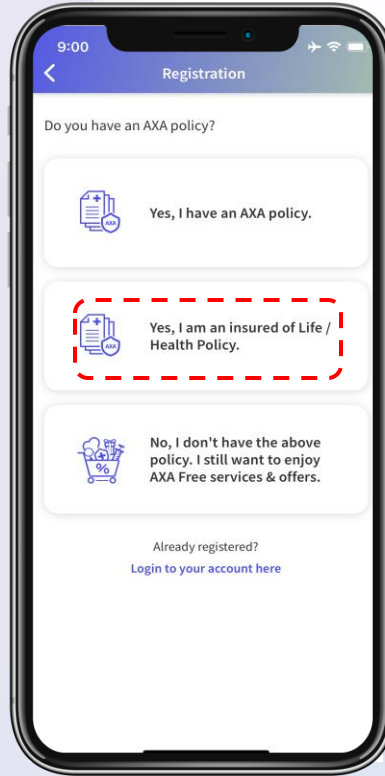
2

Select "Create your account here." Select "Yes, I am an insured of Life / Health Policy."



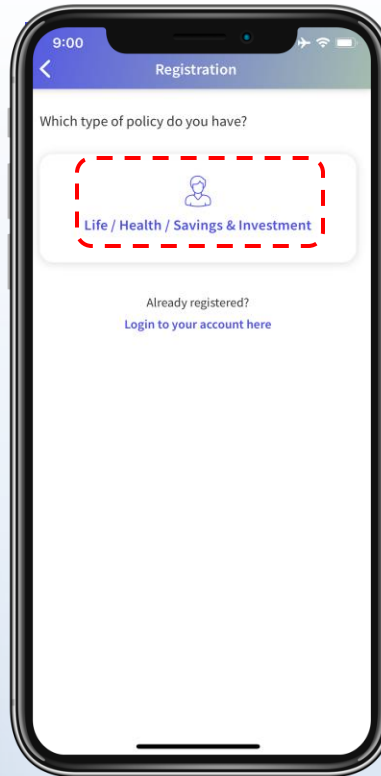
3

Select "Yes, I am an insured of Life / Health Policy."



4

Select "Life / Health / Savings & Investment"



5

Select the ID type used in policy application

- Hong Kong ID card
- China ID card
- Macau ID card or Passport



6

Fill in the ID/passport number and Date of Birth, then tap "NEXT"

Please provide the following information:

HKID No. (7-8 digits/alphabets)

Enter HKID

Your Date of birth

YYYY / MM / DD

☐ I'm not a robot

Please provide the following information:

Your China ID no. (15-18 digits)

Enter China ID

Your Date of birth

YYYY / MM / DD

☐ I'm not a robot

Please provide the following information:

Your Macau ID / Passport no.

Enter passport number / Macau ID

Your Date of birth

YYYY / MM / DD

☐ I'm not a robot

NEXT

Back to Menu



7

Review the information provided,  
then tap **"NEXT"**

8

1. Set a username (**Email** or **Mobile**) and password
2. Agree the **"Terms and Conditions"** and **"PICS"**
3. Tap **"CREATE MY ACCOUNT"**

9

Account successfully created  
Look for the **confirmation email/SMS**  
according to the chosen username

10

Tap on the link on the **confirmation email/SMS** to activate your account  
You can now login to Emma by AXA

11

Remind your policy holder to grant  
you access to unlock all functionalities  
applicable to you on Emma by AXA

Back to Menu





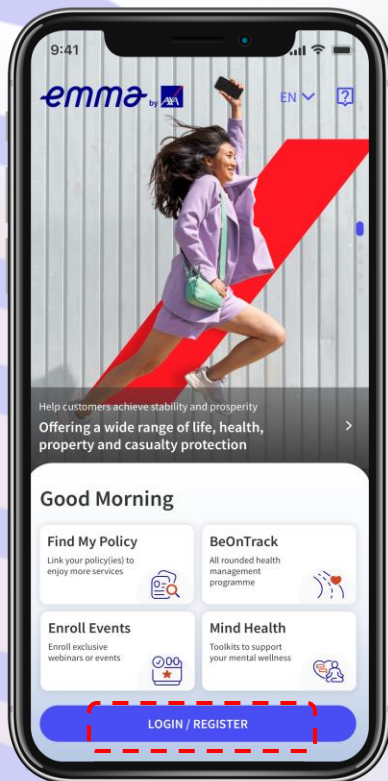
Hi, Employee Benefits Member.  
Let me guide you through the registration procedure.

[Back to Menu](#)



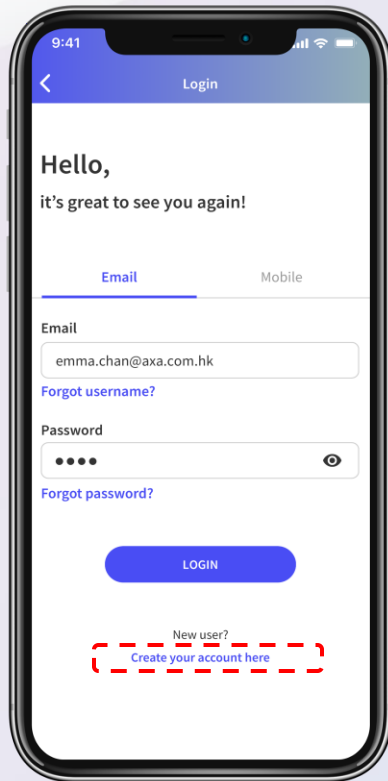
1

Open the *EMMA* by AXA app, then tap “REGISTER”



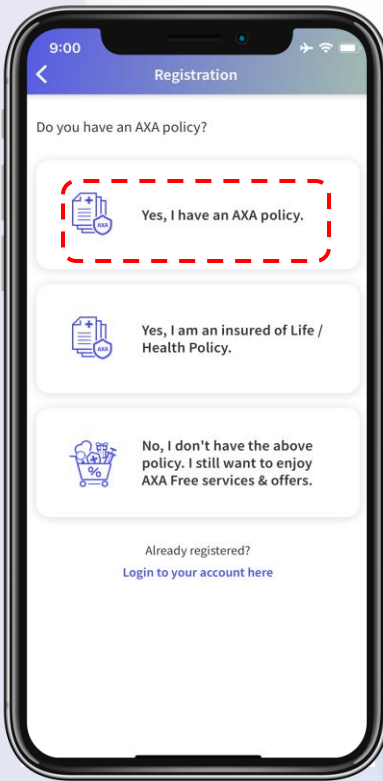
2

Select “Create your account here.”



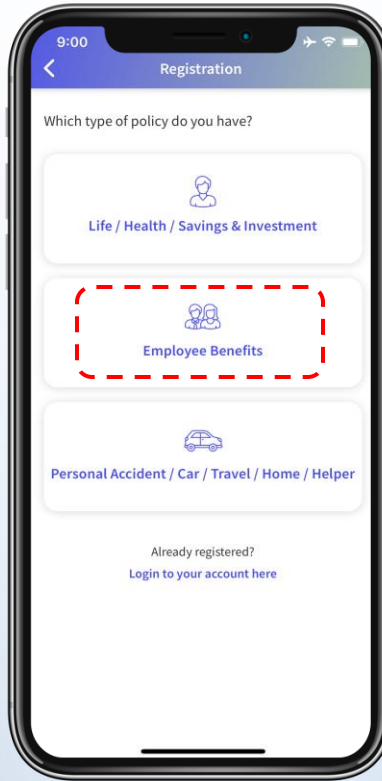
3

Select “Yes, I have an AXA policy.”



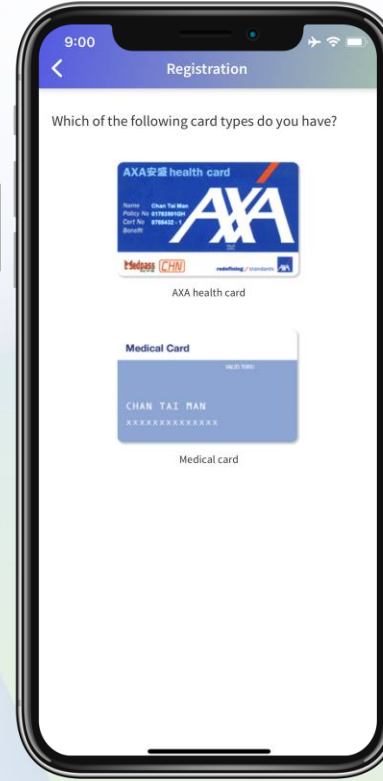
4

Select “Employee Benefits”



5

Select your medical card type



6


Fill in your medical card details and Date of Birth, then tap “NEXT”

Please provide the following information:

Policy no. (10 alphanumeric characters)

Certificate no.


Your Date of birth  
 YYYY / MM / DD

☐ I'm not a robot 

Please provide the following information:

Membership no. (8-15 digits/characters) ⓘ

Your Date of birth  
 YYYY / MM / DD

☐ I'm not a robot 

**NEXT**

Back to Menu



7

Review the information provided,  
then tap “NEXT”

8

1. Set a username (**Email** or **Mobile**) and password
2. Agree the “**Terms and Conditions**” and “**PICS**”
3. Tap “**CREATE MY ACCOUNT**”

**TIP:**  
You can choose to receive  
Claims Settlement Advice  
electronically to help save  
the environment by  
reducing the use of paper

9

Account successfully created  
Look for the **confirmation email/SMS**  
according to the chosen username

10

Tap on the link on the **confirmation email/SMS** to activate your account  
You can now login to Emma by AXA

Back to Menu





Hi, Policy Holder of Personal Accident/ Car/ Travel/ Home/ Helper Policies.  
Let me guide you through the registration procedure.

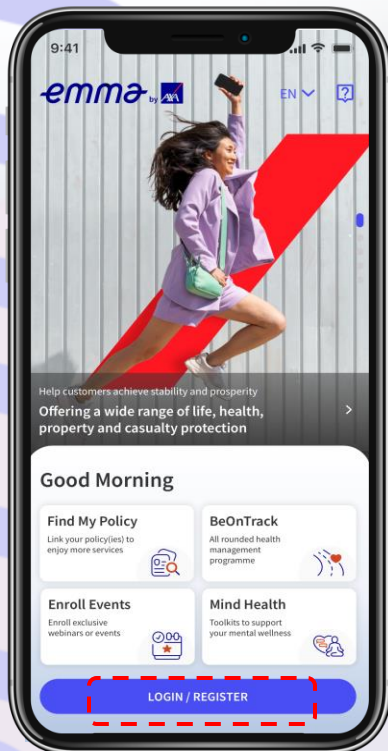
Also applicable to Policy Holder of other General Insurance Policy underwritten by AXA (e.g. Klook Travel Care/ Car Rental Protection; Trip.com Travel Smart; HK Express Travel Insurance etc.)

[Back to Menu](#)



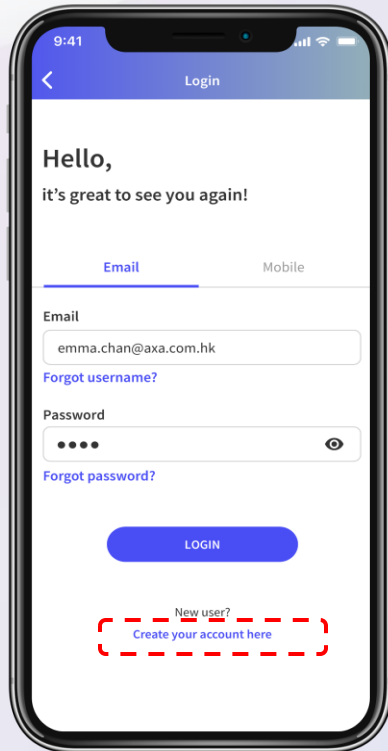
1

Open the *EMMA* by AXA app, then tap “REGISTER”



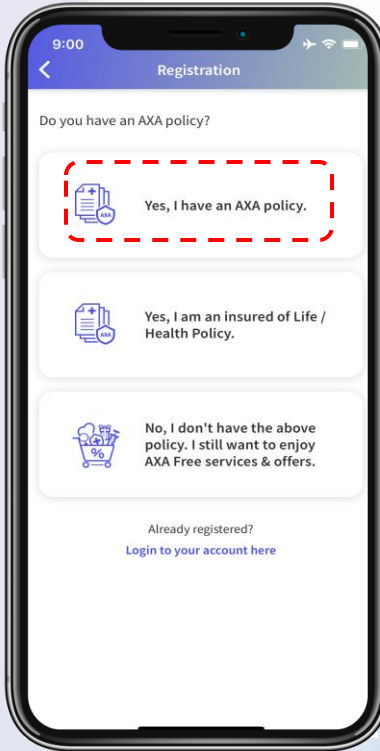
2

Select “Create your account here.”

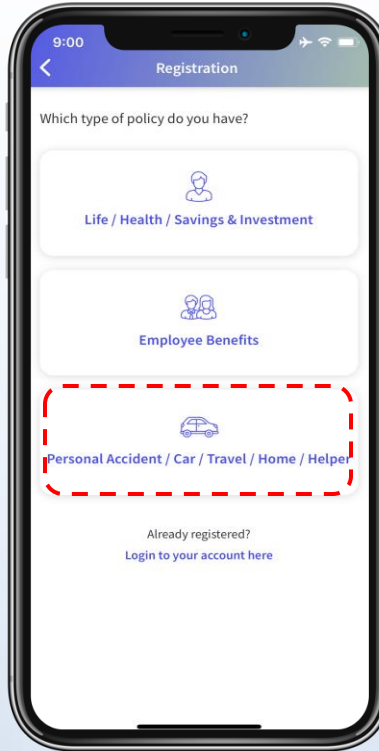


3

Select “Yes, I have an AXA policy.” Select “Personal Accident / Car / Travel / Home / Helper”



4



5

Select the ID type used in policy application. Fill in the ID/passport number and Date of Birth, then tap “NEXT”

- Hong Kong ID card
- Passport



6

Please provide the following information:

HKID No. (7-8 digits/alphabets)

Enter HKID

Your Date of birth

YYYY / MM / DD

☐ I'm not a robot



NEXT

Please provide the following information:

Your Macau ID / Passport no.

Enter passport number / Macau ID

Your Date of birth

YYYY / MM / DD

☐ I'm not a robot



NEXT

Back to Menu



7

Review the information provided,  
then tap “NEXT”

8

1. Set a username (**Email** or **Mobile**) and password
2. Agree the “**Terms and Conditions**” and “**PICS**”
3. Tap “**CREATE MY ACCOUNT**”

9

Account successfully created  
Look for the **confirmation email/SMS**  
according to the chosen username

10

Tap on the link on the **confirmation email/SMS** to activate your account  
You can now login to Emma by AXA

[Back to Menu](#)



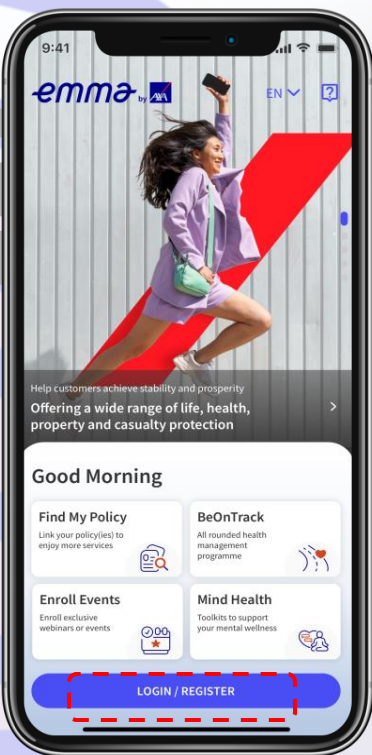

You can still enjoy free services and offers without an AXA policy.  
Let me guide you through the registration procedure.

[Back to Menu](#)



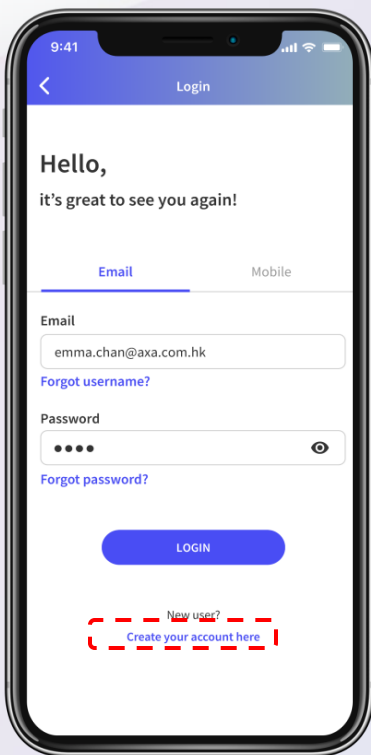
1

Open the *EMMA* by AXA app, then tap "REGISTER"



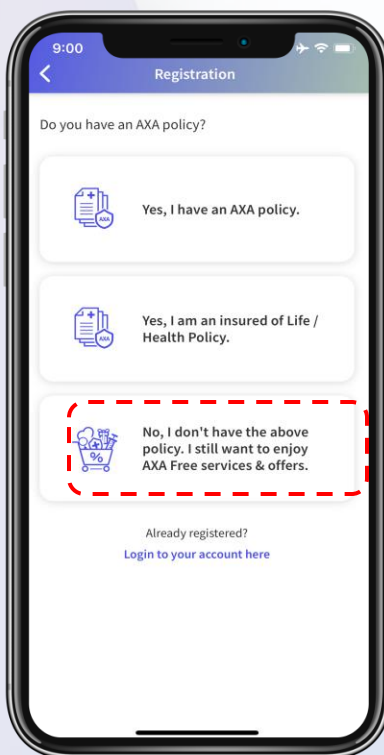
2

Select "Create your account here."



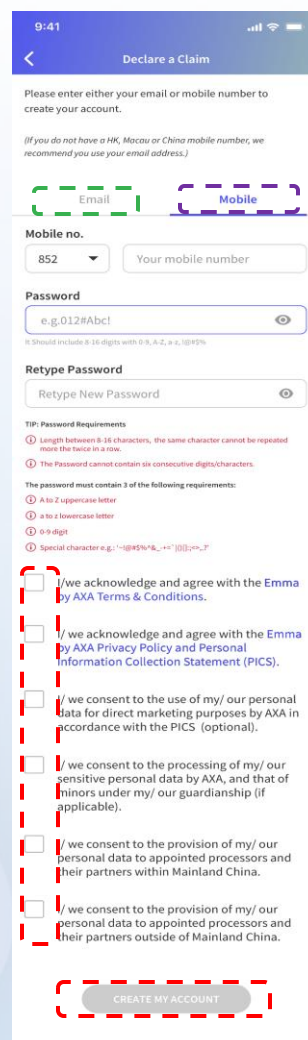
3

Select "No, I don't have the above policy. I still want to enjoy AXA Free services & offers."



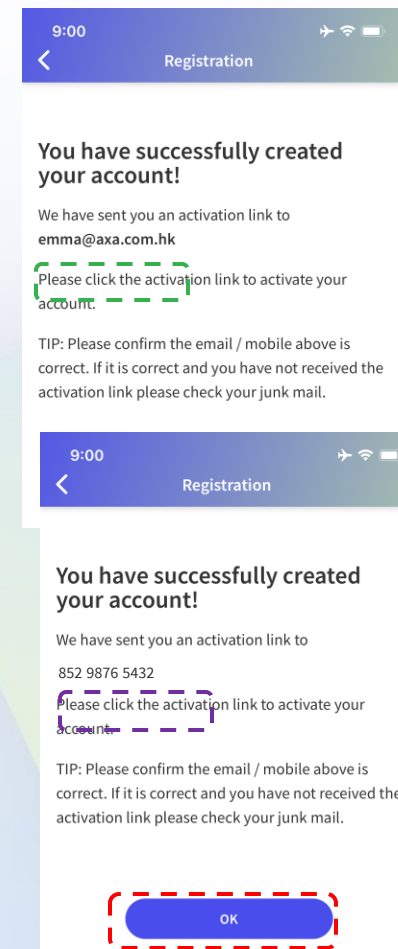
4

1. Set a username (**Email** or **Mobile**) and password
2. Agree the "Terms and Conditions" and "PICS"
3. Tap "CREATE MY ACCOUNT"



5

Account successfully created  
Look for the **confirmation email/SMS** according to the chosen username



6

Tap on the link on the **confirmation email/SMS** to activate your account. You can now login to Emma by AXA



Back to Menu





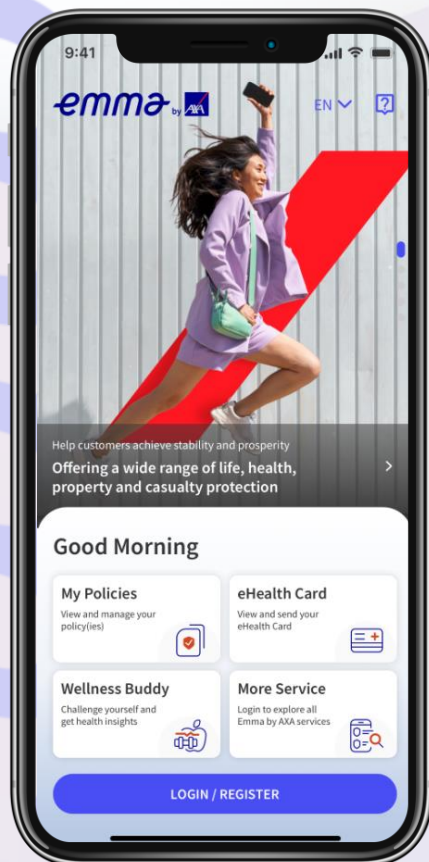
Welcome back!  
Let me guide you through the login procedure.

[Back to Main Menu](#)



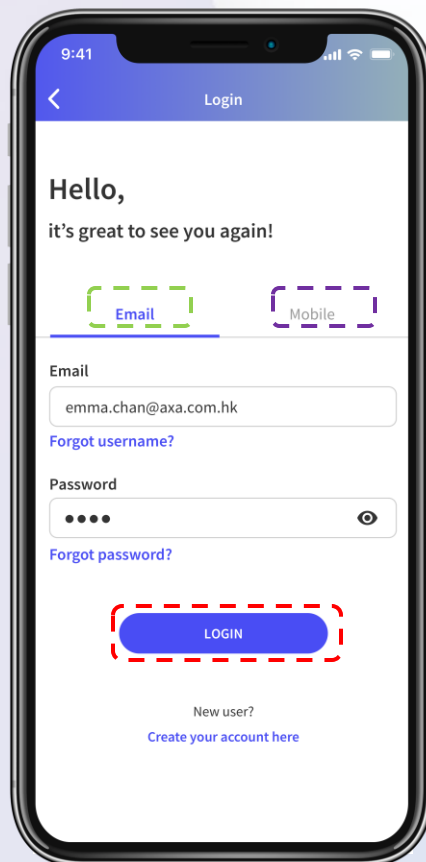
1

Open the *EMMA* by AXA app, then tap “**LOGIN**”



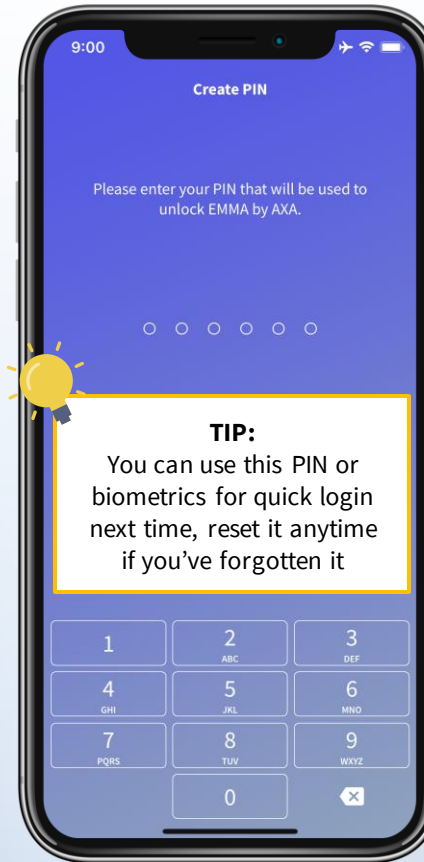
2

Input username (**Email** or **Mobile**) and password, then tap “**LOGIN**”



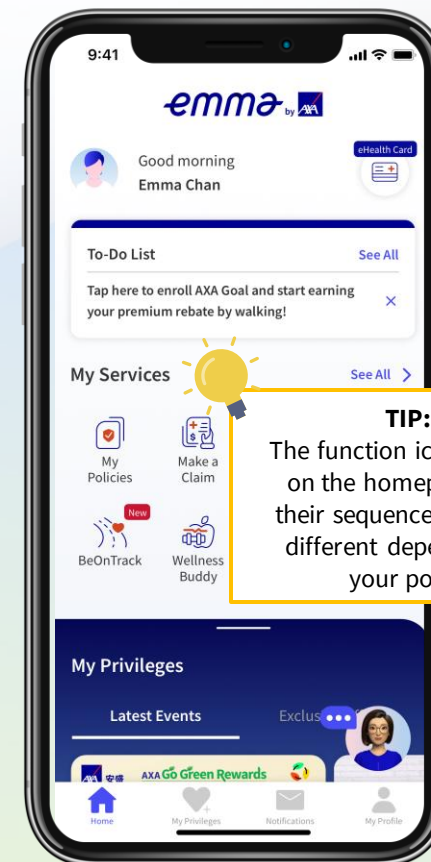
3

Create a 6-digit PIN for quick login, re-enter on the next page for confirmation



4

You have successfully logged in to Emma by AXA


[Back to Main Menu](#)
